

**TOP SECRET**



**PASSBOOK**



1

**INSPECTION COPY**

**COPYRIGHT  
PROTECTED**



**ENTRY FORM M-I-6:**

**FULL NAME:** \_\_\_\_\_

**AGE:** \_\_\_\_\_

**D.O.B.:** \_\_\_\_\_

**HEIGHT:** \_\_\_\_\_

**ETHNICITY:** \_\_\_\_\_

**HAIR COLOUR:** \_\_\_\_\_

**EYE COLOUR:** \_\_\_\_\_

**PERSONAL SKILLS:** \_\_\_\_\_

**TRAINING:** \_\_\_\_\_

\_\_\_\_\_  
\_\_\_\_\_

**PAST ASSIGNMENTS:**

\_\_\_\_\_  
\_\_\_\_\_

OFFICIAL SECRETS ACT(1920)

NEW COVER TO BE EFFECTIVE IMMEDIATELY; Y  
BASED AT:

\_\_\_\_\_  
THE DEPARTMENT DOES NOT OFFICIALLY EXIST  
MAINTAIN OPERATIONAL SECURITY AT ALL TIME  
COVER IS BLOWN THE DEPARTMENT WILL NOT P  
YOU ARE . **YOU HAVE BEEN WARNED .**

COPYRIGHT  
PROTECTED



**AGENT:**

ENCLOSED IS A COPY OF  
THE OFFICIAL SECRETS ACT  
(1920).

PLEASE READ THROUGH THE  
DOCUMENT CAREFULLY AND BE  
REMINDED THAT YOU ARE COVERED  
BY ALL SECTIONS WITHIN.  
FAILURE TO ADHERE TO THE TERMS V  
IN IMMEDIATE DISMISSAL.  
THE BELOW STATEMENT MUST BE SIGN  
ACCORDINGLY AND RETURNED WITH YO  
DOCUMENTS.

-----  
I HAVE READ AND UNDERSTOOD THE T  
CONDITIONS SET OUT IN THE OFFICI  
ACT (1920) AND AGREE TO BE BOUN

SIGNED:

.....  
DATE:  
.....

COPYRIGHT  
PROTECTED



**MAIN RULES OF M-I-6:**

- 1.The spy teacher is always right
- 2.Stand out to blend in
- 3.Eyes peeled, ears open
- 4.Keep secrets safe
- 5.Use clever gadgets
- 6.If you haven't got it. Take

**OFFICER'S IDENTIFICATION**

Location: .....

Access: Enter through the f  
via the car park. Knock on  
wait for Spy Master to answ  
ID Card at all times or ent  
will be banned.

**DO NOT LOSE THIS CA**



Special Operations is a cov  
sion; you must not be seen.  
MI6.

COPYRIGHT  
PROTECTED



## M-I-6 IDENTIFICATION CARD

Place a picture in the  
space provided. Cut out

	<b>M-I-</b>
	LOCATION
	 78710

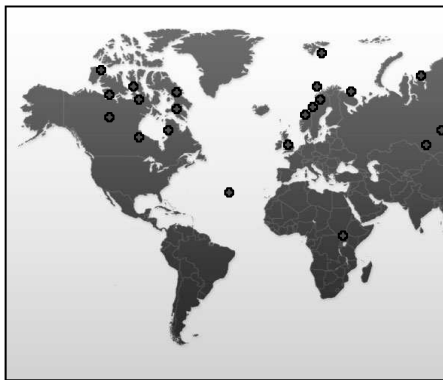
INSPECTION COPY

COPYRIGHT  
PROTECTED



MI6 Bases hidden  
around the world.

Can you locate them?



INSPECTION COPY

COPYRIGHT  
PROTECTED



# INSPECTION COPY

**MIG FILE:** 315181

**AGENT:** \_\_\_\_\_

**CODENAME:** \_\_\_\_\_

**CODE:** 8129437

**HEIGHT:** \_\_\_\_\_

**ETHNICITY:** \_\_\_\_\_

**HAIR:** \_\_\_\_\_

**EYES:** \_\_\_\_\_

**SKILLS:** \_\_\_\_\_

\_\_\_\_\_

\_\_\_\_\_


**NOTES:** \_\_\_\_\_

\_\_\_\_\_

COPYRIGHT  
PROTECTED



## FAKE IDENTITY

	Name:
	D.O.B.
	Ethnicity:
	Issue date:
	End date:

Fill in your fake identity missions.

Put a photo in the space provided (you might use a disguise).

Cut out once done and keep

INSPECTION COPY

COPYRIGHT  
PROTECTED





# GUIDE TO BEING A SPY

## CHANGING YOUR APPEARANCE

### NEW IDENTITY

Remember your new identity, false address on documents create a new email to match alias.

### CHANGING YOUR FACE

- Use white powder on your face or in your hair to look paler.
- Use fake tan to change your skin tone.
- Splodge shoe polish on your cheeks, chin and upper lip. It will make you look like a man who needs a shave.

### LOOKING TALLER

- Walk on tiptoes.
- Pull your shoulders back and hold yourself up straight.

INSPECTION COPY

COPYRIGHT  
PROTECTED



**TO MAKE YOURSELF LOOK OLDER**

- Look in the mirror and frown really hard. Where your wrinkles are, draw in lines with shoe polish or eyeliner.
- Wear a head scarf or fl and tuck your hair unde
- Stick a false nose on y

**LOOKING SMALLER**

- Hunch your shoulders ar rather bent over.
- Use a walking stick or frame and pretend to be

**USING PROPS**

- Experiment with access
- Try dark glasses.
- False hair - moustaches beard, sideburns, bushy brows
- False teeth
- Scars and tattoos

COPYRIGHT  
PROTECTED

**BODY PADDING**

- To make yourself look fatter strap a small jacket or cushion round your middle under your clothes.
- Roll a jumper or wad of newspaper and secure with a strap across your shoulders to make you look hunched.

**DISGUIISING THE WAY YOU MOVE**

- Change the rhythm of your walk to slow or fast.
- Give yourself a limp  
OR  
Put coins in your shoe to make you walk differently.

**CHANGING YOUR HAIRSTYLE**

- Tie back long hair or wear a wig under a hat.
- Change your parting.
- Experiment with a fringe.
- Wear a wig or bald cap.

COPYRIGHT  
PROTECTED

## TIPS ON PLACES IN WHICH TO SPY

### INDOORS

- Behind a chair
- Under a bed
- Behind curtains
- Under a table

### OUTDOORS

- Behind a car
- Behind a bush
- Up a tree
- Behind a wall
- In a dustbin


INSPECTION COPY

COPYRIGHT  
PROTECTED





## FAKE IDENTITY

	Name:
	D.O.B.
	Ethnicity:
	Issue date:
	End date:

Fill in your fake identity missions.



Put a photo in the space provided (you might use a disguise). Once done and keep safe.

INSPECTION COPY

COPYRIGHT  
PROTECTED



# M-I-6 IDENTIFICATION CARD

	<b>M-I-</b>
	LOCATION
	18726578
	 7871

Place a picture in the space provided.

Cut out once done and keep

INSPECTION COPY

COPYRIGHT  
PROTECTED



INSPECTION COPY

---

COPYRIGHT  
PROTECTED

