

Topic Tests: Expert Tests – Set A

for AS / A Level Year 1 Edexcel
Pure Mathematics

Update v1.2, March 2022

zigzageducation.co.uk

POD
8657

Publish your own work... Write to a brief...
Register at publishmenow.co.uk

Contents

Thank You for Choosing ZigZag Education.....	ii
Teacher Feedback Opportunity	iii
Terms and Conditions of Use	iv
Teacher’s Introduction	1
Cross-referencing Grid.....	2

Tests

Test 1.3a – Algebraic Expressions	
Test 2.3a – Quadratics	
Test 3.3a – Simultaneous Equations and Inequalities	
Test 4.3a – Graphs and Transformations	
Test 5.3a – Straight Line Graphs	
Test 6.3a – Circles	
Test 7.3a – Algebraic Methods	
Test 8.3a – Binomial Expansion	
Test 9.3a – Trigonometric Ratios	
Test 10.3a – Trigonometric Identities and Equations	
Test 11.3a – Vectors	
Test 12.3a – Differentiation	
Test 13.3a – Integration	
Test 14.3a – Exponentials and Logarithms	

Solutions

Teacher's Introduction

Content

This pack contains 14 expert level topic tests for the Edexcel Pure Mathematics AS / Year 1 A Level content.

The tests come with fully worked solutions, containing helpful tips, hints and technique boxes for students struggling on a particular question. Answers should be given to three significant figures unless specified in the question.

These topic tests have been **fully cross-referenced** to the Pearson, Hodder and Collins textbooks for your convenience (see reference sheet on page 2). Each test has been designed to reflect the specification fully.

About the expert tests

These **expert** tests have been designed to **prepare your students** for success in their exam. 25% of the marks come from questions similar in style to our fundamentals and challenge tests, giving all of your students a chance to show what they can do. The other 75% of the marks come from examination-style material, including compound and multistep questions that bring all parts of the topic together.

Timings

The recommended times for students to complete each test are given at the top of individual tests. This pack is an updated version of the Pure AS / Year 1 topic tests – the suggested times have been increased to provide students with a more reasonable amount of time to complete each test.

Calculator use

Although students are allowed to use a calculator in their examinations, the first topic (Algebraic Expressions) should be done without a calculator, as indicated by the non-calculator symbol (🚫) at the top of the test. This encourages students to develop their non-calculator skills, saving time in their examinations on basic algebra and arithmetic.

Also available from ZigZag Education

The perfect starting point for students of all abilities are our **fundamentals** tests. These isolate and test the core skills in each topic so that your students can show what they can do. They get a confidence boost and you can see at a glance where each student's weaknesses lie.

For students who are ready to go beyond the fundamentals, a complete set of **challenge** tests are available. 50% of the marks in these tests come from concepts covered in the fundamentals tests in order to reinforce learning and boost students' confidence, while the other 50% increases in difficulty and progresses the concepts covered.

For each collection of Set A tests we also offer a corresponding collection of Set B duplicated tests with the same styles of questions but different numbers. This allows for a variety of **flexible** uses including:

- **Test → Homework:** Students use test B as a homework to consolidate on areas of weakness identified from completing test A under test conditions in class.
- **Homework → Test:** Students revise as homework using test A before doing test B in class under test conditions.
- **Test → Classwork:** Students work through test B with teacher input to consolidate on areas of weakness identified from completing test A under test conditions in class.
- **Classwork → Test:** Students work through test A with teacher input, before checking their learning by completing test B under test conditions.

For total flexibility, the Set A and Set B tests of all three levels can be run on a rolling basis, using the fundamentals tests as starters, with a time interval between them, leaving one expert level test to use at the end of the course for topic revision.

Update v1.1, September 2018

Improved and increased suggested times to complete each test

Update v1.2, March 2022

Test 6.3a question 4 corrected to use equation $y = -4/3x + 2$ instead of $y = x - 4$, and solution updated

Free Updates!

Register your email address to receive any future free updates* made to this resource or other Maths resources your school has purchased, and details of any promotions for your subject.

* resulting from minor specification changes, suggestions from teachers and peer reviews, or occasional errors reported by customers

Go to zzed.uk/freeupdates

Cross-referencing Grid

Topic	Edexcel spec. points	Subtopics	Chapter Reference				
			Edexcel Pearson textbook [ISBN: 9781292183398]	Edexcel Hodder textbook [ISBN: 9781471853043]	Edexcel Collins textbook [ISBN: 9780008204952]	AQA Hodder textbook [ISBN: 9781471852862]	OCR A Hodder textbook [ISBN: 9781471853067]
Algebraic Expressions	2.1–2.2, 2.6	Index laws, expanding brackets, factorising, negative and fractional indices, surds, rationalising denominators	1	2, 3.1, 7.1	1.1, 1.4, 1.6–1.8	2, 3.1, 7.1	2, 3.1, 7.1
Quadratics	2.3	Solving quadratic equations, completing the square, functions, quadratic graphs, discriminants, modelling	2	3, 8.1	2.1–2.4, 3.1, 3.7–3.8, 8.2	3, 8.1	3, 8.1
Simultaneous Equations and Inequalities	2.4–2.5	Linear simultaneous equations, quadratic simultaneous equations, simultaneous equations on graphs, linear inequalities, quadratic inequalities, inequalities on graphs, regions	3	4	2.5–2.8	4	4
Graphs and Transformations	2.7–2.8	Cubic graphs, quartic graphs, reciprocal graphs, points of intersection, translations, stretching, transformations	4	8	3	8	8
Straight Line Graphs	3.1	Equations of straight lines, parallel and perpendicular lines, length and area, modelling	5	5.1–5.3	3.6, 4	5.1–5.3	5.1–5.3
Circles	3.2	Midpoints and perpendicular bisectors, equation of a circle, intersections of straight lines and circles, use tangent and chord properties, circles and triangles	6	5.4–5.5	5	5.4–5.5	5.4–5.5
Algebraic Methods	1.1, 2.6	Algebraic fractions, dividing polynomials, the factor theorem, mathematical proof, methods of proof	7	1, 7	1.5, 11	1, 7	1, 7
Binomial Expansion	4.1	Pascal's triangle, factorial notation, binomial expansion, binomial problems, binomial estimation	8	9	1.2–1.3	9	9
Trigonometric Ratios	5.1–5.2	The cosine rule, the sine rule, areas of triangles, solving triangle problems, graphs of sine, cosine and tangent, transforming trigonometric graphs	9	6.2–6.5, 8.4	6.1–6.5, 3.7–3.8	6.2–6.5, 8.4	6.2–6.5, 8.4
Trigonometric Identities and Equations	5.3–5.4	Angles in all four quadrants, exact values of trigonometric ratios, trigonometric identities, simple trigonometric equations, harder trigonometric equations, equations and identities	10	6.1–6.2	6.1, 6.4–6.6	6.1–6.2	6.1–6.2
Vectors	9.1–9.5	Vectors, representing vectors, magnitude and direction, position vectors, solving geometric problems, modelling	11	12	10	12	12
Differentiation	7.1–7.3	Gradients of curves, finding derivatives, differentiating x^n , differentiating quadratics, gradients, tangents and normals, increasing and decreasing functions, second order derivatives, stationary points, sketching, modelling	12	10	8	10	10
Integration	8.1–8.3	Integrating x^n , indefinite integrals, finding functions, definite integrals, areas under curves, areas under the x-axis, areas between curves and lines	13	11	9	11	11
Exponentials and Logarithms	6.1– 6.7	Exponential functions, $y = e^x$, exponential modelling, logarithms, laws of logarithms, solving equations using logarithms, working with natural logarithms, logarithms and non-linear data	14	13	7	13	13

Circles – Test A (30 mins)

Subtopics: Midpoints and perpendicular bisectors, equation of a circle, intersections of straight lines and chord properties, circles and triangles

For this test you should leave your answers in surd form where appropriate

1. Find the **centre** and **radius** of each of the following circles:

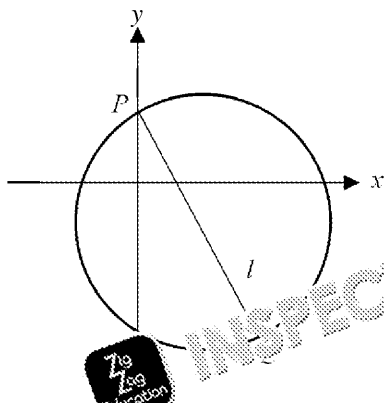
a) $x^2 - 8x + y^2 + 4y = 0$ b) $x^2 + y^2 + 6x - 3y + \frac{5}{2} = 0$

2. The points $P = (3, 8)$ and $Q = (5, 11)$ are two points on the circumference of a circle C . The line segment PQ is a **diameter** of C .

- a) Find the **centre** and **radius** of C .
b) Hence write down an equation to describe the circle C .

3. The circle C has equation $x^2 + y^2 - 5x + 2y = k$. Find the **range** of possible values of k for which C is a real circle.

4. The line l with equation $y = -\frac{4}{3}x + 2$ intersects the circle C with equation $x^2 + y^2 = 4$ at the points P and Q as shown in the diagram below. The line PQ is a **diameter** of C .



- a) Find the **coordinates** of P and Q .
b) Find the length of line PQ .
c) Find the equation of the line that is a **perpendicular bisector** of PQ .
5. The circle C has equation $x^2 + y^2 = 4$ and the point $P = (-\sqrt{3}, 1)$ lies on the circumference of C . A line l is tangent to C at P , and meets the x -axis at the point A and the y -axis at the point B .

INSPECTION COPY

**COPYRIGHT
PROTECTED**



Preview of Questions Ends Here

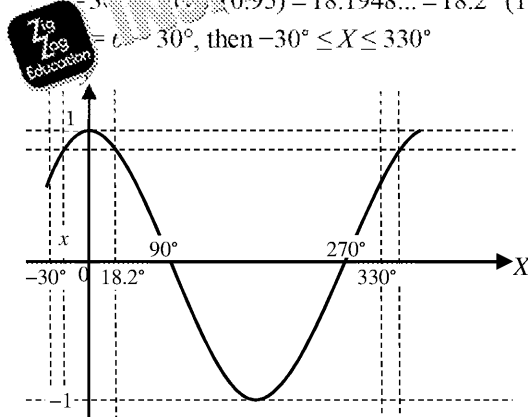
This is a limited inspection copy. Sample of questions ends here to avoid students previewing questions before they are set. See contents page for details of the rest of the resource.

Solutions to Trigonometric Identities and Equations – Test A

$$\begin{aligned}
 1. \quad \frac{\sqrt{1-\cos^2 \theta}}{\cos \theta \tan \theta} &= \frac{\sqrt{\sin^2 \theta}}{\cos \theta \tan \theta} \quad \text{M1} \\
 &= \frac{\sin \theta}{\cos \theta \tan \theta} = \frac{\sin \theta}{\cos \theta} \times \frac{1}{\tan \theta} \quad \text{M1} \\
 &= \tan \theta \times \frac{1}{\tan \theta} = 1 \quad \text{A1}
 \end{aligned}$$

Technique
 $\sin^2 \theta = 1 - \cos^2 \theta$
 $\tan \theta = \frac{\sin \theta}{\cos \theta}$

$$\begin{aligned}
 2. \quad a) \quad \cos(\theta - 30^\circ) &= 0.95 \\
 \therefore \theta - 30^\circ &= \cos^{-1}(0.95) = 18.1948... = 18.2^\circ \quad (1 \text{ d.p.}) \quad \text{M1} \\
 \therefore \theta &= 30^\circ, \text{ then } -30^\circ \leq X \leq 330^\circ
 \end{aligned}$$



Technique
 $y = \cos x$
 find the
 given.
 used for
 question

So $X = 18.2^\circ$ is a solution in the interval $-30^\circ \leq X \leq 330^\circ$ A1

There is a second solution x in the interval $-30^\circ \leq X \leq 330^\circ$

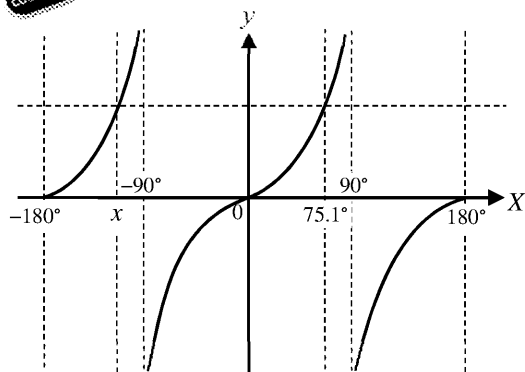
From the graph can see that $x = 0 - 18.1948... = -18.1948... = -18.2^\circ$ (1 d.p.)

So $X = 18.2^\circ$, or $X = -18.2^\circ$, therefore $\theta = 48.2^\circ$, or $\theta = 11.8^\circ$ A1

$$\begin{aligned}
 b) \quad 4 \sin 3\theta - 15 \cos 3\theta &= 0 \therefore 4 \sin 3\theta = 15 \cos 3\theta \\
 \therefore \frac{4 \sin 3\theta}{\cos 3\theta} &= 15 \therefore 4 \tan 3\theta = 15 \therefore \tan 3\theta = \frac{15}{4} \quad \text{M1}
 \end{aligned}$$

Technique
 $\tan 3\theta = \frac{\sin 3\theta}{\cos 3\theta}$

$$\begin{aligned}
 \therefore 3\theta &= \tan^{-1}\left(\frac{15}{4}\right) = 75.0685... = 75.1^\circ \quad (1 \text{ d.p.}) \quad \text{M1} \\
 \therefore \theta &= 30^\circ, \text{ then } -180^\circ \leq X \leq 180^\circ
 \end{aligned}$$



So $X = 75.1^\circ$ is a solution in the interval $-180^\circ \leq X \leq 180^\circ$

There is a second solution x in the interval $-180^\circ \leq X \leq 180^\circ$

Since the graph has a period of 180° we can see that $x = 75.0685... - 180 = -104.9315... = -104.9^\circ$ (1 d.p.)

So $X = 75.1^\circ$, or $X = -104.9^\circ$, therefore $\theta = 25.0^\circ$, or $\theta = -35.0^\circ$ A1

INSPECTION COPY

COPYRIGHT
 PROTECTED



3. $7 \sin^2 \theta + 3 \cos \theta - 5 = 0 \therefore 7(1 - \cos^2 \theta) + 3 \cos \theta - 5 = 0$ M1

$7 - 7 \cos^2 \theta + 3 \cos \theta - 5 = 0 \therefore 7 \cos^2 \theta - 3 \cos \theta - 2 = 0$ A1

Using the quadratic formula: $x = \frac{-b \pm \sqrt{b^2 - 4ac}}{2a}$

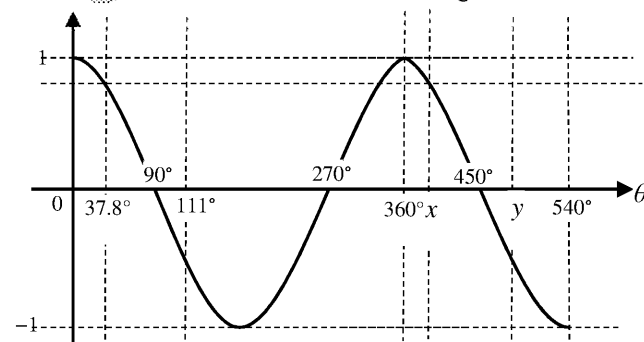
with $a = 7$, $b = -3$, $c = -2$, $x = \cos \theta$

$\cos \theta = \frac{-(-3) \pm \sqrt{(-3)^2 - 4 \times 7 \times (-2)}}{2 \times 7} = \frac{3 \pm \sqrt{65}}{14}$ M1

$\therefore \theta = \arccos\left(\frac{3 + \sqrt{65}}{14}\right) = 37.799... = 37.8^\circ$ (3 s.f.) A1

or $\theta = \arccos\left(\frac{3 - \sqrt{65}}{14}\right) = 111.197... = 111^\circ$ (3 s.f.) A1

Neither of these values are in the interval given.



There are two solutions x and y in the interval $0^\circ \leq \theta \leq 360^\circ$

From the symmetry of the graph, you can see that $x = 360 + 37.7994... = 397.799...$

and $y = 360 + 111.197... = 471.197... = 471^\circ$ (3 s.f.) A1 [7 Mark]

4. a) $\frac{1}{2} \sin^2 \theta + 3 - \frac{7}{2} \cos^2 \theta = \frac{1}{2} \sin^2 \theta - \frac{7}{2} (1 - \sin^2 \theta)$ M1

$= \frac{1}{2} \sin^2 \theta + 3 - \frac{7}{2} + \frac{7}{2} \sin^2 \theta$ M1

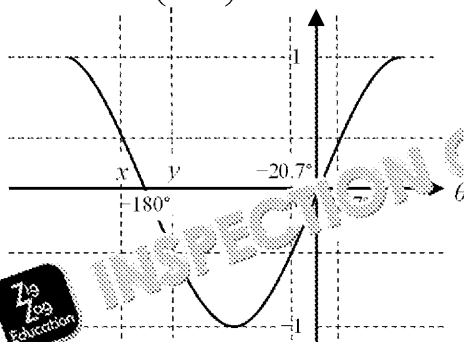
$= 4 \sin^2 \theta - \frac{1}{2} = 0$ A1

b) $\frac{1}{2} \sin^2 \theta + 3 - \frac{7}{2} \cos^2 \theta = 0 \therefore 4 \sin^2 \theta - \frac{1}{2} = 0$ by part a) M1

$\therefore \sin^2 \theta = \frac{1}{8} \therefore \sin \theta = \pm \sqrt{\frac{1}{8}} = \pm \frac{\sqrt{2}}{4}$ M1

$\therefore \theta = \arcsin\left(\frac{\sqrt{2}}{4}\right) = 20.7048... = 20.7^\circ$ (3 s.f.) A1

or $\theta = \arcsin\left(-\frac{\sqrt{2}}{4}\right) = -20.7048... = -20.7^\circ$ (3 s.f.) A1



So $\theta = 20.7^\circ$ and $\theta = -20.7^\circ$ are two solutions in the interval $-270^\circ \leq \theta \leq 90^\circ$

There are two additional solutions x and y in the interval $-270^\circ \leq \theta \leq 90^\circ$

From the symmetry of the graph can see that $x = -180 - 20.7048... = -200.7048...$

and $y = -180 + 20.7048... = -159.295... = -159^\circ$ (3 s.f.)

So solutions are $\theta = 20.7^\circ$, $\theta = -20.7^\circ$, $\theta = -201^\circ$, $\theta = -159^\circ$ A1 [9 Mark]

Technique
sin^2 theta -
the quadratic
formula

Technique
sin^2 theta +

COPYRIGHT
PROTECTED



5. a) Cosine rule for angles: $\cos A = \frac{b^2 + c^2 - a^2}{2bc}$ ← **Technique**

$a = 9, b = 4, c = 6, A = Q$

$\therefore \cos Q = \frac{4^2 + 6^2 - 9^2}{2 \times 4 \times 6}$ **M1**

$= \frac{16 + 36 - 81}{48} = -\frac{29}{48}$ **A1**

b) Using the identity $\sin^2 \theta + \cos^2 \theta = 1$

$\sin^2 Q + \cos^2 Q = 1 \therefore \sin^2 Q + \left(-\frac{29}{48}\right)^2 = 1$ **M1**

$\sin^2 Q = \frac{1463}{2304} \therefore \sin Q = \frac{\sqrt{1463}}{48}$ **M1**

$\therefore \sin Q = \frac{\sqrt{1463}}{48}$ **A1**

[5 Marks]

Technique
positive
an angle
be between
Therefore

6. a) The graph of $y = \sin(x - 30^\circ)$ has been drawn incorrectly. **M1**

$y = \sin x$ should have been translated 30° to the right, not 30° to the left. **A1**

The second solution is, therefore, wrong.

b) The correct proof is shown below:

$3 \sin(x - 30^\circ) = 1$

$\sin(x - 30^\circ) = \frac{1}{3}$

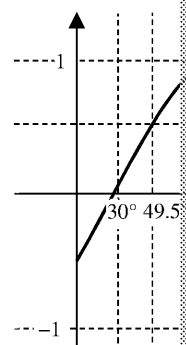
$x - 30^\circ = \arcsin\left(\frac{1}{3}\right) = 19.4712...^\circ$

$\therefore x = 19.4712... + 30 = 49.4712...^\circ = 49.5^\circ$ (3 s.f.)

There is another solution to the equation at

From the graph $y = 210 - (49.4712... - 30^\circ)$

$= 190.528...^\circ = 190.5^\circ$ (3 s.f.) **A1**



[5 Marks]

Technique
 $\sin^2 \theta = 1$

7. $-2 \sin \theta + 1 = \cos^2 \theta \therefore \sin^3 \theta - 2 \sin \theta + 1 = 1 - \sin^2 \theta$ **M1**

$\therefore \sin^3 \theta + \sin^2 \theta - 2 \sin \theta = 0$ **M1**

$\therefore \sin \theta (\sin^2 \theta + \sin \theta - 2) = 0$

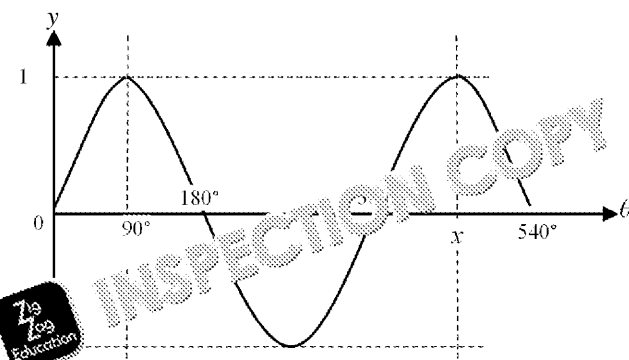
$\therefore \sin \theta (\sin \theta + 2)(\sin \theta - 1) = 0$ **M1**

$\therefore \sin \theta = 0$ or $\sin \theta = -2$ or $\sin \theta = 1$

$\therefore \theta = \arcsin(0) = 0^\circ$ **A1**

or $\theta = \arcsin(1) = 90^\circ$ **A1**

$\sin \theta = -2$ has no solutions as $-1 \leq \sin \theta \leq 1$ for all values of θ **A1**



From the graph can see that other solutions to $\sin \theta = 0$ are $\theta = 180^\circ$ and $\theta = 360^\circ$ (not 540° as strict inequality)

There is a second solution to $\sin \theta = 1$ at x , where $x = 360 + 90 = 450^\circ$

So the solutions are $\theta = 0, 180^\circ, 360^\circ, 90^\circ, 450^\circ$ **A1 [8 Marks]**

**COPYRIGHT
PROTECTED**



Preview of Answers Ends Here

This is a limited inspection copy. Sample of answers ends here to stop students looking up answers to their assessments. See contents page for details of the rest of the resource.